

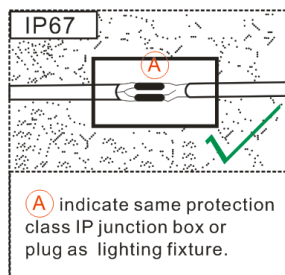
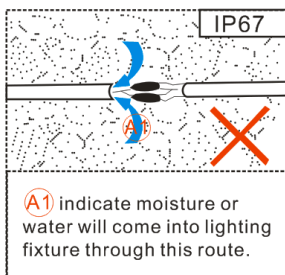
User Manual

Onground Lighting /Deck Lighting / Wall Lighting /Step Lighting

Please read user manual before commencing installation and keep it for future reference.

■WARNING.


- 1.The safety of this lighting fixture is guaranteed only if you comply with these instructions.
2. Don't connect these lighting fixtures to the mains supply directly, and please use the specific proper driver with specific input voltage.
3. The driver must be electronic switching power supply with constant voltage output,must not be magnetic transformer.
4. Please disconnect the power before repair, installation or replacement.
5. Please use these fixtures in the proper application places as to avoid the lights be broken.
6. Do not locate fixtures in low areas where water will collect.
- 7.If any questions on this instruction, please consult a professional qualified technicians.



■Instructions of installation.

- 1.Ensure mains supply is switched off during the whole installation period.
- 2.Please check below drawing,feed the cables through the pre-drilled hole ($\phi 20\sim 30\text{mm}$ diameter) and mount the base lamp body unit with two screws onto the ground surface.
- 3.Push the cover on the lamp body directly until it snaps into position, in this way the silicone o-ring can lock the cover with lamp body tightly together.
- 4.Use the IP67 or IP68 waterproof connector to connect the cables of the fixture and the cables of specific driver in parallel circuit.

Ensure everything is installed very well, and then turn on the power for the illumination application.

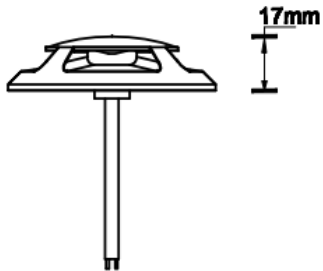
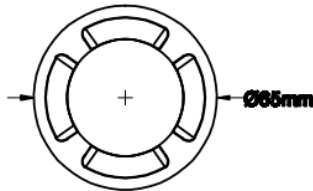
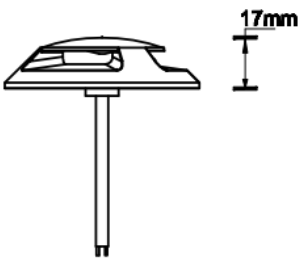
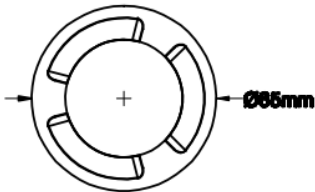
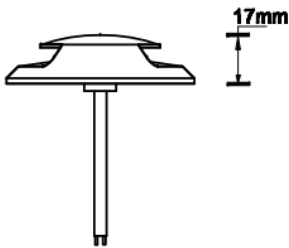
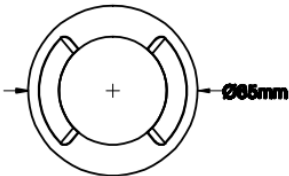
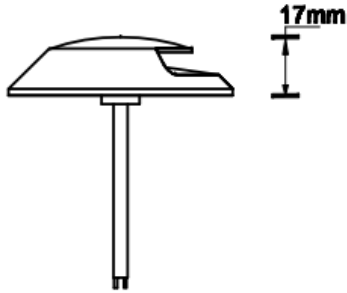
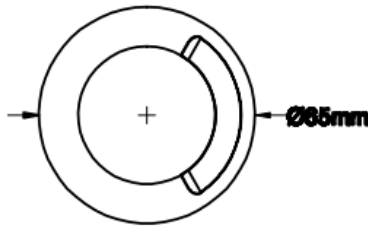
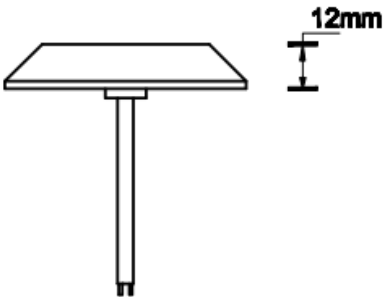
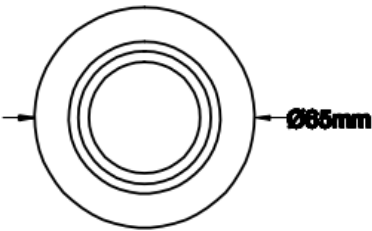
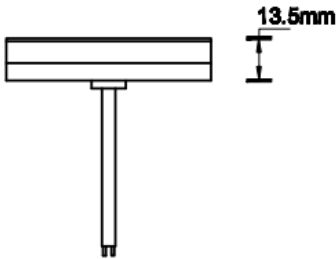
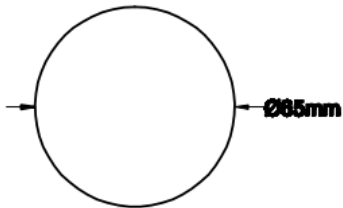
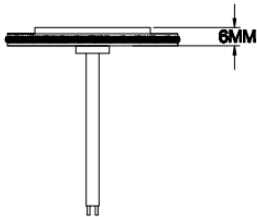
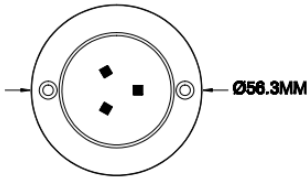


■Specifications.

Item No.: Venus
Input: DC12V or AC12V according to order specs.
Power: 3W
IP rating: IP67

Dimension for covers:

Dimension for lamp body:



Warning.

The non-professionals can not disassemble or repair the fixture. We keep the right to refuse the replacement or repairing of the fixtures that have been disassembled or repaired personally.