

User Manual

LED Lawn Light

Please read user manual before commencing installation and keep it for future reference.

■WARNING.

- 1.The safety of this lighting fixture is guaranteed only if you comply with these instructions.
2. Don't connect these lights to the mains supply directly, and please use the specific proper driver with specific input voltage.
3. Please disconnect the power before repair,installation or replacement.
4. Please use the lights in the proper application places as to avoid the lights be broken.
5. Do not locate fixtures in low areas where water will collect.
- 6.If any questions on this instruction,please consult a professional qualified technicians.

■Instructions of installation.

---Spike installation

3.Select a suitable location for your spotlight.

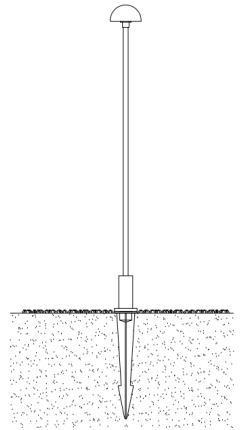
4. Insert the spike into the soil.

Note: If the ground is hard or installation is difficult,thoroughly wet the ground where you wish to install the spike using a garden hose or watering can.

5. Use the IP67 or IP68 waterproof connector to connect the cables of the fixture and the cables of specific driver in parallel circuit .

6.Ensure everything is installed very well,and then turn on the power for the illumination application.

Note: The power of main supply must be switched off. before connecting the cables.



---- With the round base for concrete ground installation

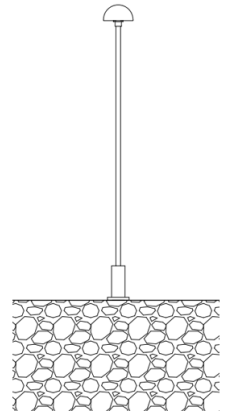
3. Drill three screw anchor holes as the drawing with cut out 8 mm.

4. Fix the round base on the ground with the three screws as drawing.

5.Use the IP67 or IP68 waterproof connector to connect the cables of the fixture and the cables of specific driver in parallel circuit .

6. Ensure everything is installed very well,and then turn on the power for the illumination application.

Note: The power of main supply must be switched off. before connecting the cables.



■Specifications.

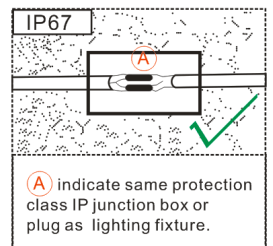
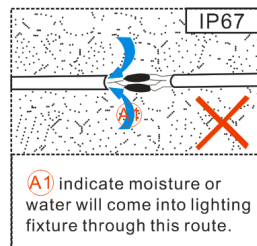

Item No.: LI03FA / LI03MA

Input: AC12V

Power: 3W

IP rating: IP65

Class: III



Warning.

The non-professionals can not disassemble or repair the fixture. We keep the right to refuse the replacement or repairing of the fixtures that have been disassembled or repaired personally.