




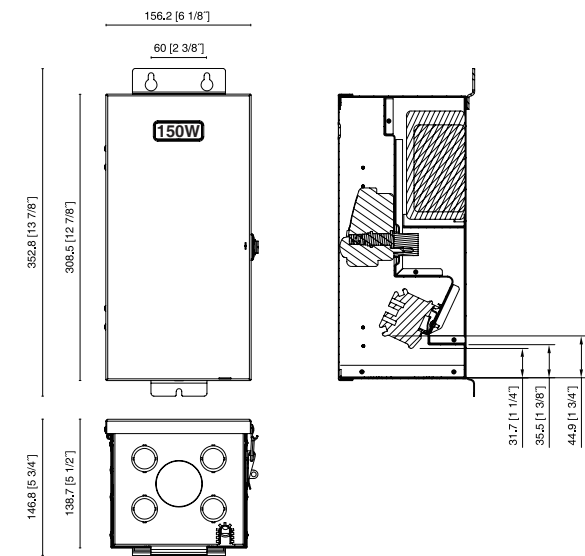
Driver 150W
K23-TF150



General Data

Power	Input	Output	COM Port	Type	Housing	Finish
150 Watt	120Vac, 60Hz 1.6A	12Vac, 13Vac, 14Vac, 15V	1	Toroidal core	Stainless Steel 304	Silver

Dimension



5 Years Warranty

Accessories



Features

- 150W capacity with four voltage taps 12V thru 15V to compensate for voltage loss.
- High-performance toroidal core runs cooler , reliable generate less noise.
- Heavy duty 304 stainless steel housing and durable components for corrosion resistant .
- Control device receptacles for optional timers and photocells .
- A built in circuit breaker to help protect against electrical short circuits .
- Colored wire markers & installation manual .

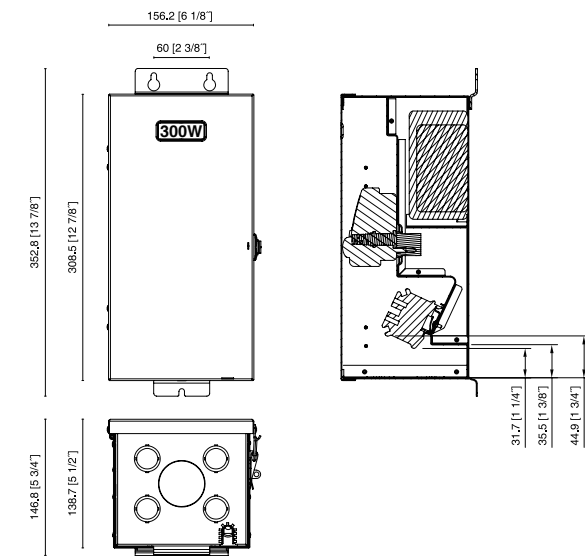
Driver 300W
K23-TF300



General Data

Power	Input	Output	COM Port	Type	Housing	Finish
300 Watt	120Vac, 60Hz 3.2A	12Vac, 13Vac, 14Vac, 15V	1	Toroidal core	Stainless Steel 304	Silver

Dimension



5 Years Warranty

Accessories



Features

- 300W capacity with four voltage taps 12V thru 15V to compensate for voltage loss.
- High-performance toroidal core runs cooler, reliable generate less noise.
- Heavy duty 304 stainless steel housing and durable components for corrosion resistant.
- Control device receptacles for optional timers and photocells.
- A built in circuit breaker to help protect against electrical short circuits.
- Colored wire markers & installation manual.